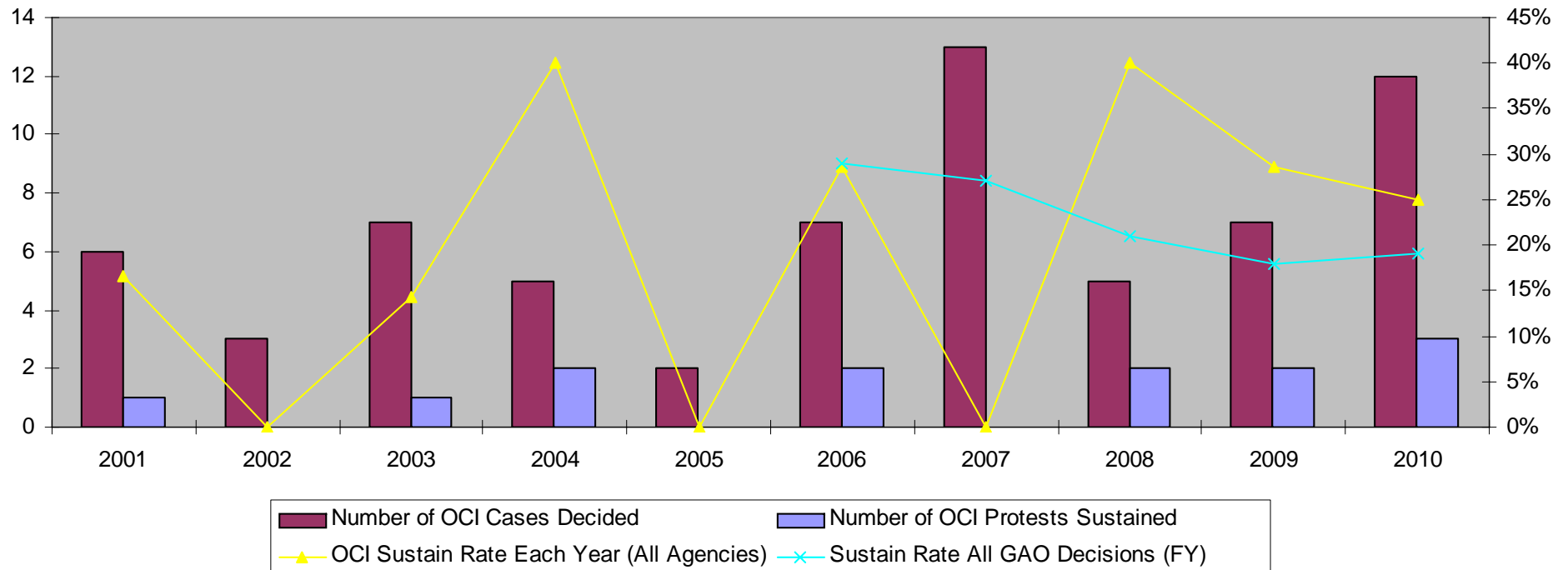


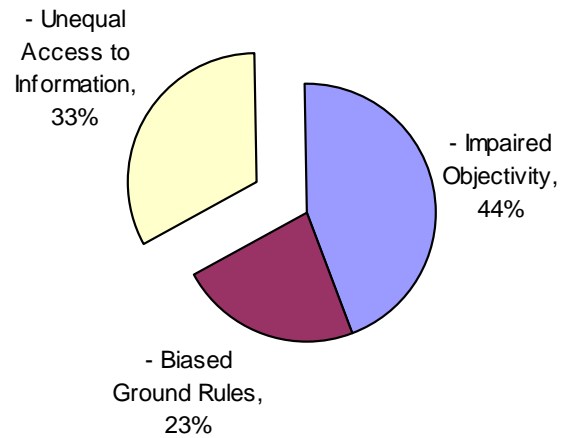
10 Years of OCI Protest History at the GAO



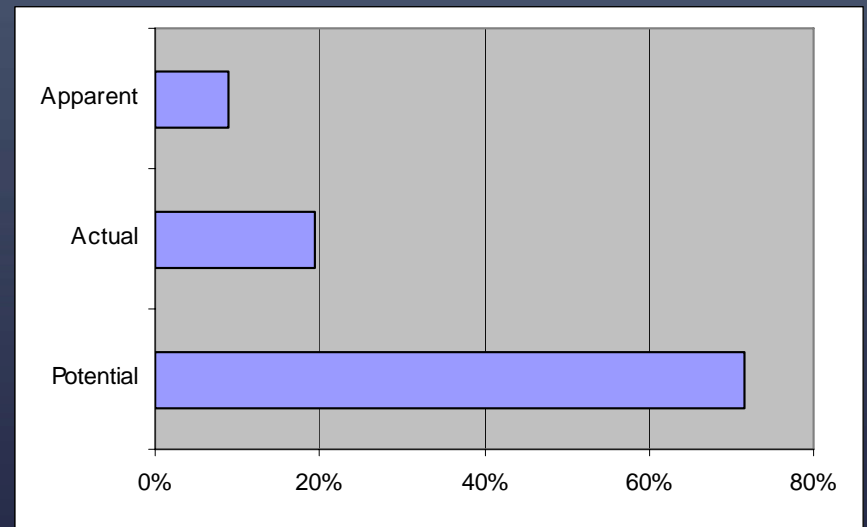
	2001	2002	2003	2004	2005	2006	2007	2008	2009	2010
Number of OCI Cases Decided	6	3	7	5	2	7	13	5	7	12
Number of OCI Protests Sustained	1	0	1	2	0	2	0	2	2	3
OCI Sustain Rate Each Year (All Agencies)	17%	0%	14%	40%	0%	29%	0%	40%	29%	25%
Number of Merits Decisions (Sustain/Deny)						251	335	291	315	441
Sustain Rate All GAO Decisions (FY)						29%	27%	21%	18%	19%

Grounds Asserted & Issues Raised in Decided Protests

Type of OCI Asserted



Principle Nature of OCI Asserted



Principal Purposes Served: Outcome as to CO Actions & Mitigation Plans

Principal Purposes Served by OCI Rules

